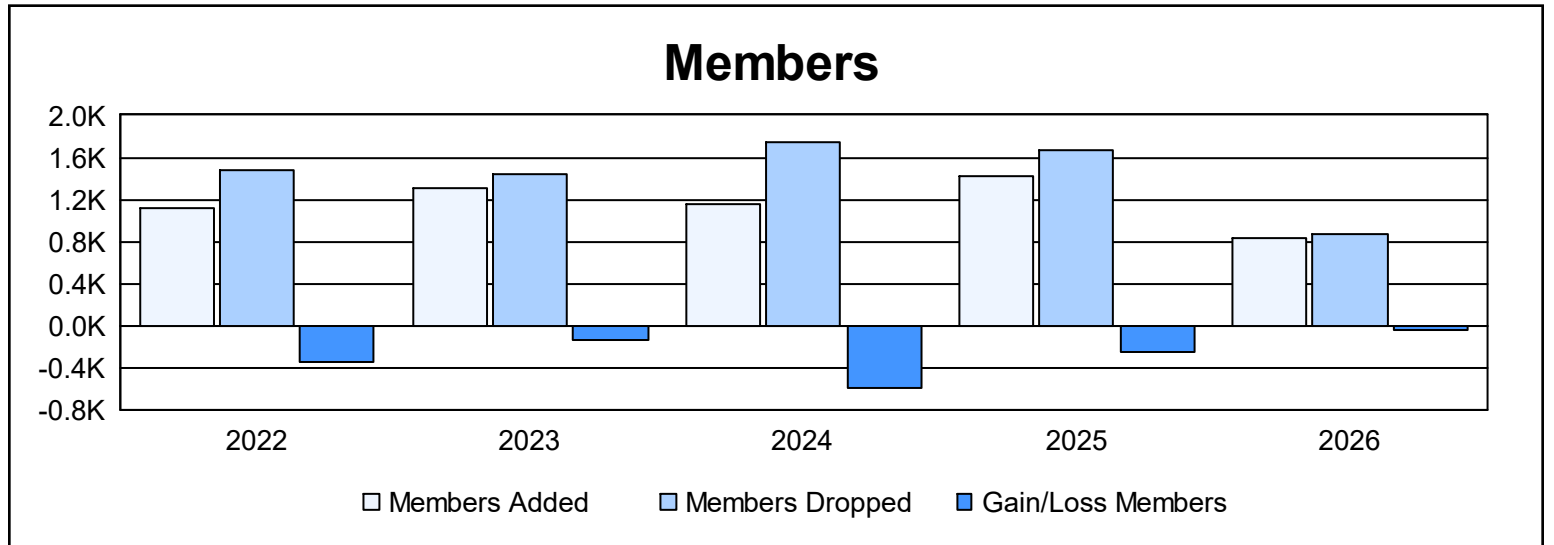
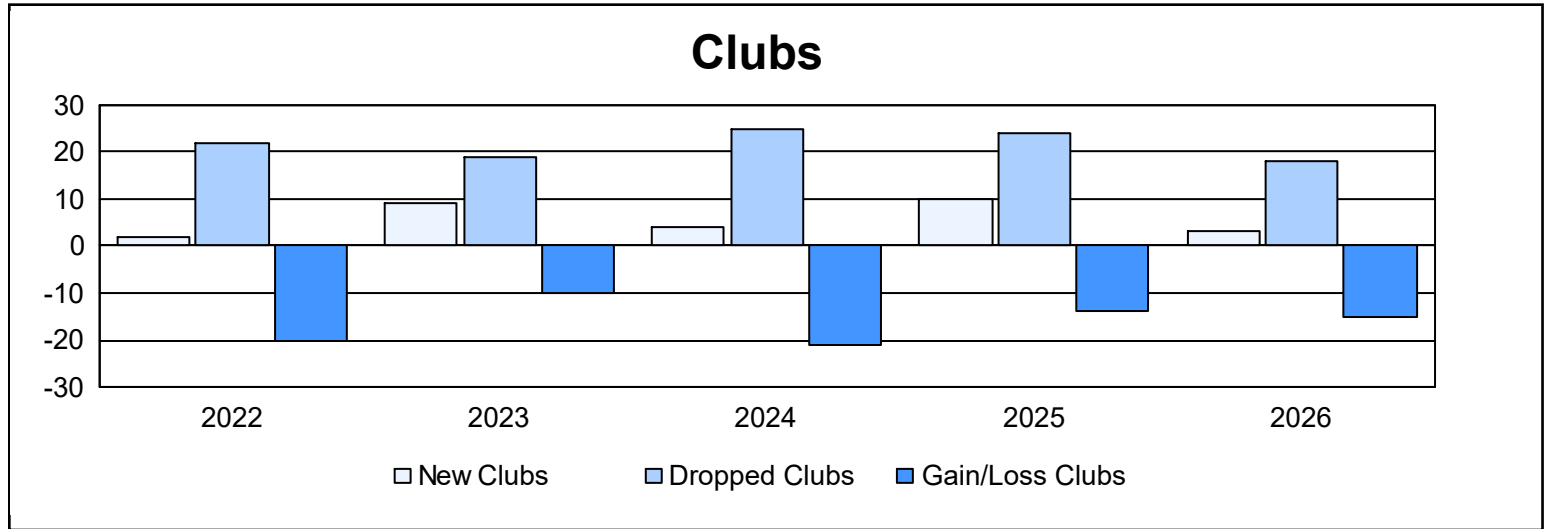
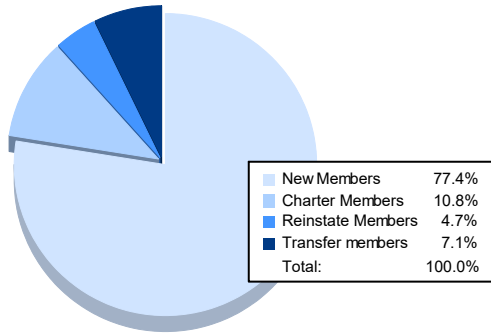


Year	New Clubs	Dropped Clubs	Gain/ Loss Clubs	New Members	Charter Members	Reinstate Members	Transfer Members	Total Member Added	Total Members Dropped	Gain/ Loss Members
2021-2022	2	22	-20	888	75	41	116	1,120	1,469	-349
2022-2023	9	19	-10	881	280	51	102	1,314	1,448	-134
2023-2024	4	25	-21	827	83	67	172	1,149	1,743	-594
2024-2025	10	24	-14	855	252	106	205	1,418	1,667	-249
2025-2026	3	18	-15	644	90	39	59	832	875	-43
Average	6	22	-16	819	156	61	131	1,167	1,440	-274



Membership Composition April 2026 Cumulative



Gender Composition April 2026 Cumulative

